

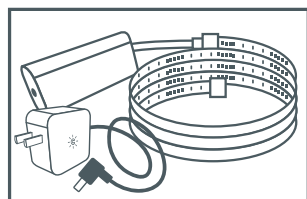


Light Strip & Light Strip Extension Installation Guide

Easily Set Up Your Light Strip and Light Strip Extension

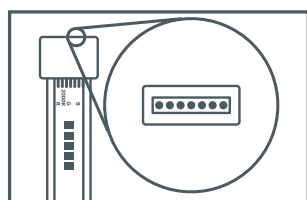
Light strip and light strip extension sold separately

LIGHT STRIP CONTENTS



- Smart Strip + Power Supply
1. 80-inch C by GE Smart Light Strip
 2. Power Supply with plug

LIGHT STRIP EXTENSION CONTENTS

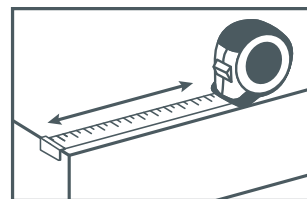


- Smart Strip Extension
1. 40-inch C by GE Smart Light Strip
 2. Extension cable (power supply sold separately)

TRIM (IF DESIRED)

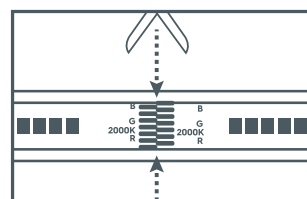
Once the strip is trimmed, an extension cannot be added.

1 Measure



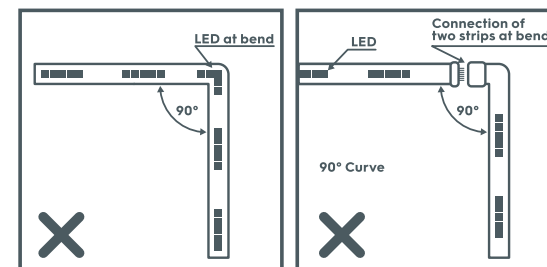
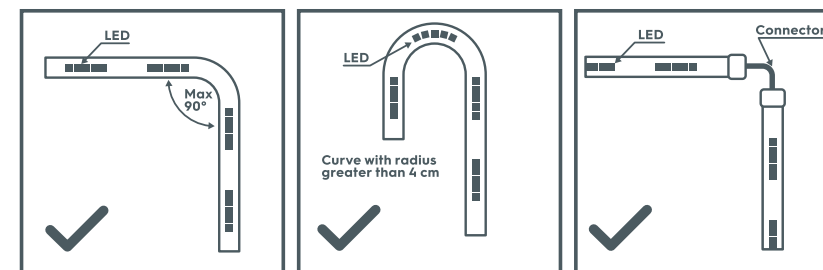
2 Cut to Length

▲ Make sure the strip is not plugged in at the wall when cutting.




NOTE: Only trim strip where shown on image above. Other areas will permanently damage the strip. The part that is cut from the strip is no longer usable.

STRIP BENDING OPTIONS

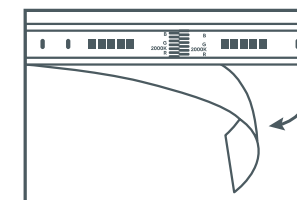


INSTALL

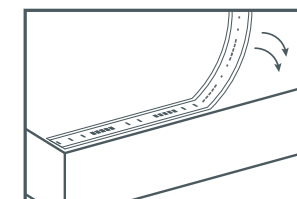
1 Clean & dry surface



2 Peel off tape



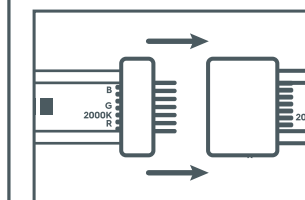
3 Stick to surface



Adhesive may damage walls or painted surfaces if removed. Press and hold strip to surface to ensure proper adhesion.

EXTEND (IF APPLICABLE)

1 Attach



▲ Unplug from the wall prior to attaching extension.

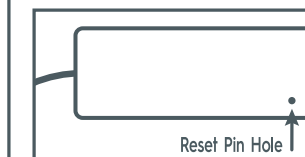
Remove plastic cover from end to link strips.

NOTE: Light strip can be extended up to 32ft.

PLUG IN POWER SUPPLY

RESETTING YOUR LIGHT STRIP

hold for more than three seconds



Reset Pin Hole

CONNECT USING C BY GE APP



Download the C by GE app



Add

your Light Strip to the C by GE app
Note: For out of home or voice control, C-Reach Smart Bridge is required.

CONNECT USING GOOGLE HOME APP

1 Plug in your Google Home or Nest Hub device.

2 Plug in your C by GE Light Strip in the same room as your Google Home or Nest Hub device.

3 Download the Google Home app to set up your Google Home or Nest Hub device and C by GE Smart Light Strip.

For set up help, visit cbyge.com/support

Control your Smart Light Strip with your voice. Visit cbyge.com for set up instructions.

Example Voice Commands:

Google Assistant

- Hey Google, turn on the lights.
- Hey Google, set bedroom to 20%.
- Hey Google, I'm leaving.

This device complies with part 15 of the FCC Rules. Operation is subject to the following two conditions: (1) This device may not cause harmful interference, and (2) this device must accept any interference received, including interference that may cause undesired operation. Any Changes or modifications not expressly approved by the party responsible for compliance could void the user's authority to operate the equipment.

Note: This equipment has been tested and found to comply with the limits for a Class B digital device, pursuant to part 15 of the FCC Rules. These limits are designed to provide reasonable protection against harmful interference in a residential installation. This equipment generates uses and can radiate radio frequency energy and, if not installed and used in accordance with the instructions, may cause harmful interference to radio communications. However, there is no guarantee that interference will not occur in a particular installation. If this equipment does cause harmful interference to radio or television reception, which can be determined by turning the equipment off and on, the user is encouraged to try to correct the interference by one or more of the following measures:-Reorient or relocate the receiving antenna.-Increase the separation between the equipment and receiver.-Connect the equipment into an outlet on a circuit different from that to which the receiver is connected.-Consult the dealer or an experienced radio/TV technician for help. This equipment complies with FCC radiation exposure limits set forth for an uncontrolled environment. This equipment should be installed and operated with minimum distance 20cm between the radiator & your body.



Control your Smart Light Strip with your voice. Visit cbyge.com for set up instructions.

Example Voice Commands:

Amazon Alexa

- Alexa, turn off the living room.
- Alexa, good morning.
- Alexa, set kitchen to 50%.